





GUIDED BEARINGS

for beam connections

Type **300-I, 300-IH**
300-U, 300-UH

Designation	Description
<p>Type 300-I without lift-off prevention</p> 	<p>Guided bearing to clip-on at <u>existing</u> T- or double T- beams.</p> <p>Scope of supply complete as pictured. Includes bracket claws Type 305P and mounting screws. Surface on request: ordinary steel hot-dip galvanized or stainless steel</p>
<p>Type 300-IH with lift-off prevention</p> 	<p>Guided bearing to clip-on at <u>existing</u> T- or double T- beams with added lift-off prevention.</p> <p>Scope of supply complete as pictured. Includes bracket claws Type 305P and mounting screws. Surface on request: ordinary steel hot-dip galvanized or stainless steel</p>
<p>Type 300-U without lift-off prevention</p> 	<p>Guided bearing to clip-on on <u>existing</u> U - beams.</p> <p>Scope of supply complete as pictured. Includes mounting screws Surface on request: ordinary steel hot-dip galvanized or stainless steel</p>
<p>Type 300-UH with lift-off prevention</p> 	<p>Guided bearing to clip-on on <u>existing</u> U - beams with added lift-off prevention.</p> <p>Scope of supply complete as pictured. Includes mounting screws Surface on request: ordinary steel hot-dip galvanized or stainless steel</p>



Ordering designations: Type...
e.g. 300 I-H

Beam size...
for HEA 100

Surface
hot-dip galvanized